THIS DRAWING IS UNPUBLISHED. RELEASED FOR PUBLICATION -,- .
© COPYRIGHT 2005 By - ALL RIGHTS RESERVED.

LOC	DIST
GP	00

REVISIONS

P	LTR	DESCRIPTION	DATE	DWN	APVD
	U	REVISED PER ECO-14-011808	09AUG2014	AP	SB

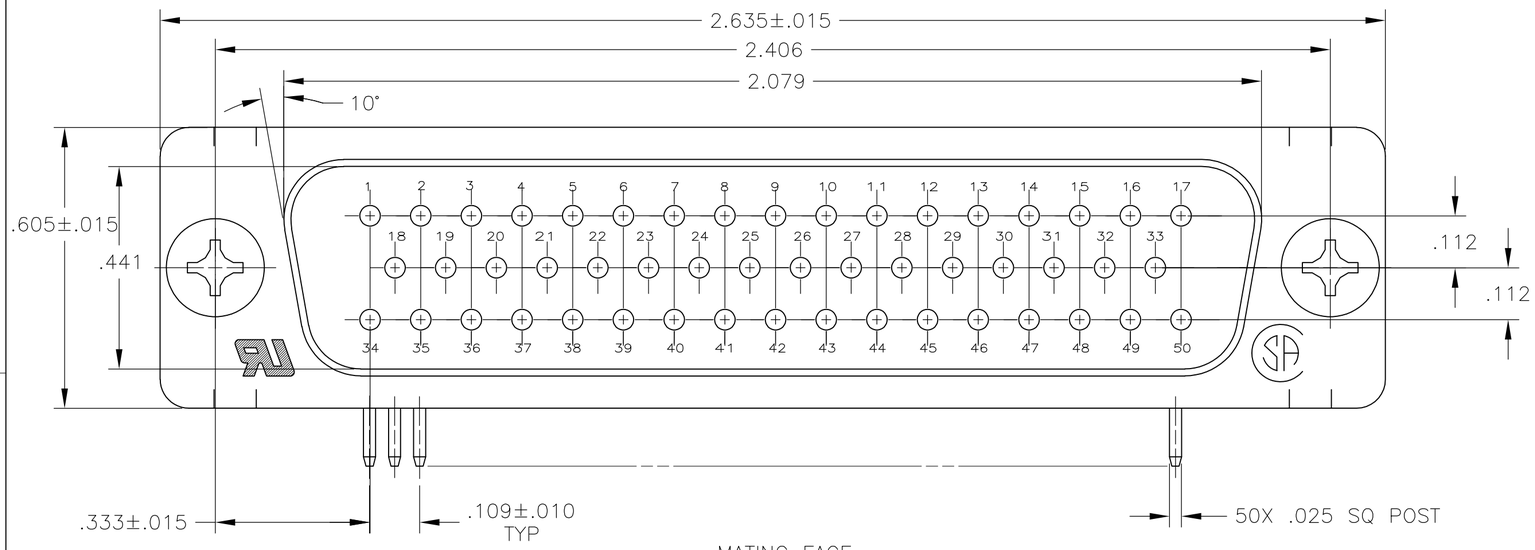

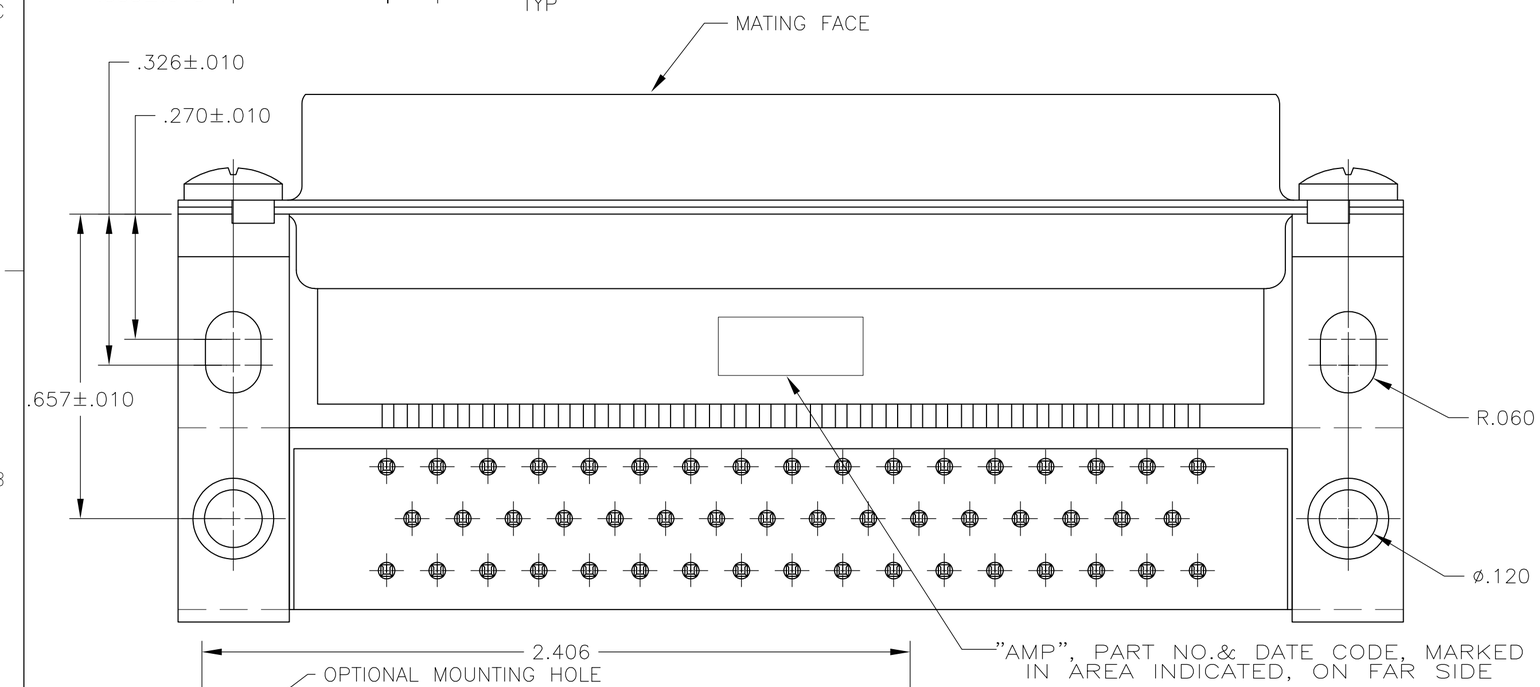

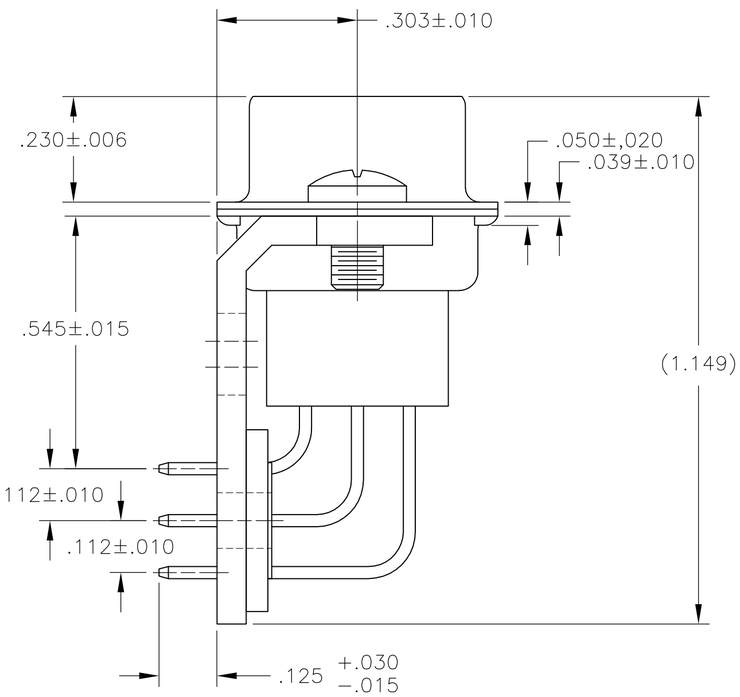

1. CONNECTOR MATES WITH ANY 50 POS. RECEPTACLE IN AMPLIMITE SERIES & COMPLIES WITH AMP SPEC. 108-40, 005 WHERE APPLICABLE.

2. MOLDED PARTS: GLASS-FILLED PBT OR GLASS-FILLED NYLON, UL94V-0 RATED. COLOR: BLACK
SHELLS & BRACKETS: CARBON STEEL
CONTACTS: BRASS

3. SHELL: .000200 MIN ZINC WITH YELLOW CHROMATE COATING.
CONTACTS: GOLD PLATED FOR LENGTH OF .150 MIN FROM MATING END, GOLD FLASH IN MATED AREA.
.000100 MIN TIN-LEAD ON OPPOSITE END, BOTH OVER
.000050 MIN NICKEL.

4. SHELL: .000200 MIN ZINC WITH YELLOW CHROMATE COATING.
CONTACTS: GOLD PLATED FOR LENGTH OF .150 MIN FROM MATING END,
.000030 MIN GOLD IN MATED AREA,
.000100 MIN TIN-LEAD ON OPPOSITE END, BOTH OVER
.000050 MIN NICKEL.
OR
GOLD FLASH OVER PALLADIUM NICKEL PLATED FOR LENGTH OF .150 MIN FROM MATING END,
.000030 MIN PALLADIUM NICKEL IN MATED AREA,
.000100 MIN TIN-LEAD ON OPPOSITE END, BOTH OVER
.000050 MIN NICKEL.

5. SHELL: .000200 MIN ZINC WITH YELLOW CHROMATE COATING.
CONTACTS: GOLD PLATED FOR LENGTH OF .150 MIN FROM MATING END,
.000050 MIN GOLD IN MATED AREA.
GOLD FLASH ON REMAINDER, ALL OVER
.000050 MIN NICKEL.

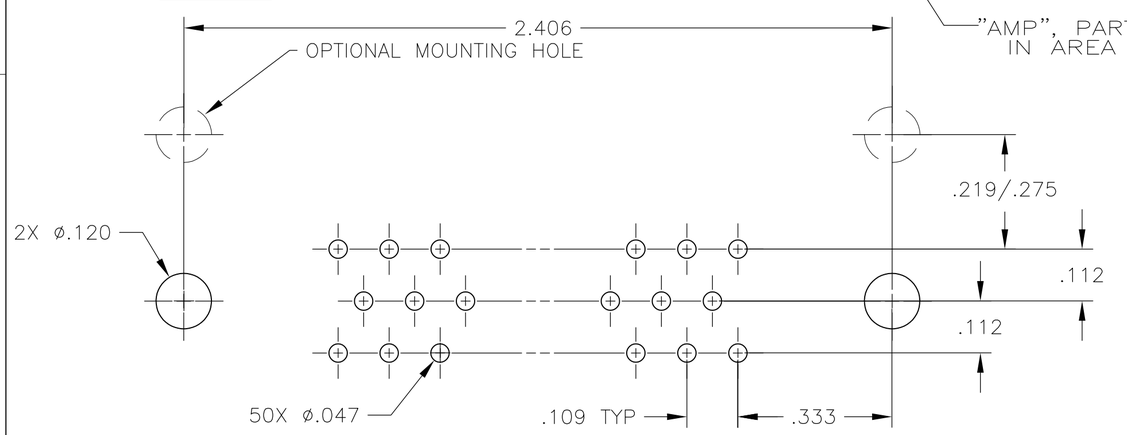

P.C. BOARD MOUNTING DIMENSIONS

OBSOLETE	5	205869-3
	4	205869-2
	3	205869-1
	CONTACT FINISH	PART NUMBER

THIS DRAWING IS A CONTROLLED DOCUMENT.

DIMENSIONS: INCHES

TOLERANCES UNLESS OTHERWISE SPECIFIED:
0 PLC ± -
1 PLC ± -
2 PLC ± -
3 PLC ± ±.005
4 PLC ± -
ANGLES ± ±2°

MATERIAL 2
FINISH 3 4 5

DWN J. POLIGNONE 01FEB07
CHK E. BRIANT 01FEB07
APVD E. BRIANT 01FEB07
PRODUCT SPEC 108-40025
APPLICATION SPEC 114-40013
WEIGHT -

CUSTOMER DRAWING

TE Connectivity

NAME PLUG ASSEMBLY, SIZE 5, 50 POSITION, RIGHT ANGLE, .545 SERIES, .025 SQ. POSTS, AMPLIMITE HDP

SIZE	CAGE CODE	DRAWING NO	RESTRICTED TO
A2	00779	C-205869	-

SCALE 4:1 SHEET 1 OF 1 REV U

205869